


# NEW PUPPY PLANNER

A OWNERS GUIDE



# WELCOME TO THE NEW PUPPY PLANNER



**C**ongratulations on beginning one of life's most rewarding journeys: dog ownership! Our "New Puppy Planner" is designed to be your trusted companion as you navigate the exciting, and sometimes overwhelming, world of caring for your new furry, feathered friend.

Owning a puppy is not just about providing food and shelter; it's about creating a nurturing environment where your puppy can thrive, and building a bond that enriches both your lives. Whether you're a first-time pet parent or an experienced dog lover, our planner is tailored to guide you through every step.

# WHAT'S INSIDE?

**Checklists and Schedules:** From initial preparations to daily care routines, our comprehensive checklists ensure you never miss a beat. Tailored schedules for feeding, grooming, vet visits, and exercise keep your pet's life well-organized and healthy.



**Health and Wellness Tracker:** Keep track of vaccinations, vet visits, and any health concerns. Our planner includes tips for maintaining your pet's health, along with space to jot down important medical information.



**Training and Behavior Logs:** Record your pet's training progress and behavioral patterns. This section helps you understand your pet better, ensuring a harmonious living environment.



**Bonding Activities:** Discover fun and engaging activities to strengthen the bond with your pet. From playtime ideas to relaxation techniques, we've got you covered.



**Resource Guide:** Access a curated list of resources, including local vets, pet supply stores, and emergency contact information.



**When you're welcoming a puppy into your home, this is your go-to guide for a happy, healthy, and fulfilling pet-owning experience. Let's jump in!**

# CHOOSING A NAME FOR YOUR NEW PET

Naming your pet is a delightful yet significant step in your journey as a pet owner. It's more than just a label; it's a reflection of your pet's identity and often, a mirror of your own personality and interests. The name you choose for your furry companion holds the essence of its character, and can set the tone for your mutual bond and communication. A pet's name can be inspired by myriad sources – from your favorite books, movies, and historical figures, to unique traits in the pet itself, like its color, behavior, or even amusing quirks.

When naming your pet, it's essential to consider the ease of pronunciation, especially for training purposes. Pets respond better to certain sounds and syllables. Names that end in a vowel, such as "Milo" or "Luna," often catch their attention more readily. Shorter names with one or two syllables are usually easier for them to understand and quicker for you to call out, especially in emergencies. However, this doesn't mean you can't choose a longer, more elaborate name. Many pet owners enjoy the creativity of choosing unique names, like "Beowulf" or "Galadriel," and then shortening them to pet-friendly nicknames, like "Wolfie" or "Gala."

The process of naming a pet also offers a wonderful opportunity to observe and interact with your new companion. Sometimes, spending a few days with your pet can reveal personality traits or habits that can inspire the perfect name. For instance, a playful and adventurous puppy might suit the name "Scout," while a calm and serene one could be aptly named "Willow." Some pet owners also enjoy the tradition of naming pets in a series or theme, like naming dogs after famous painters or after constellations. Ultimately, the name you choose for your pet is the start of a beautiful and unique story of companionship, a story that will grow and evolve just as your relationship with your new friend does.

# NAME BANK

<b>Bella</b>	<b>Bear</b>	<b>Winston</b>	<b>Simba</b>	<b>Baxter</b>	<b>Bandit</b>
<b>Max</b>	<b>Zoe</b>	<b>Mia</b>	<b>Bella Rose</b>	<b>Daisy Lou</b>	<b>Sadie Mae</b>
<b>Luna</b>	<b>Duke</b>	<b>Murphy</b>	<b>Thor</b>	<b>Axel</b>	<b>King</b>
<b>Charlie</b>	<b>Lily</b>	<b>Piper</b>	<b>Olive</b>	<b>Poppy</b>	<b>Nala</b>
<b>Lucy</b>	<b>Jasper</b>	<b>Riley</b>	<b>Harvey</b>	<b>Lou</b>	<b>Moose</b>
<b>Cooper</b>	<b>Ruby</b>	<b>Sasha</b>	<b>Tilly</b>	<b>Rosie Mae</b>	<b>Missy</b>
<b>Milo</b>	<b>Oscar</b>	<b>Sam</b>	<b>Koda</b>	<b>Ranger</b>	<b>Gunner</b>
<b>Daisy</b>	<b>Rosie</b>	<b>Annie</b>	<b>Layla</b>	<b>Stella Blue</b>	<b>Pearl</b>
<b>Oliver</b>	<b>Teddy</b>	<b>Bentley</b>	<b>Scout</b>	<b>Diesel</b>	<b>Otis</b>
<b>Sadie</b>	<b>Molly</b>	<b>Izzy</b>	<b>Willow</b>	<b>Ivy</b>	<b>Mabel</b>
<b>Bailey</b>	<b>Hank</b>	<b>Bruno</b>	<b>Chewy</b>	<b>Cody</b>	<b>Beau</b>
<b>Lola</b>	<b>Penny</b>	<b>Roxy</b>	<b>Lulu</b>	<b>Lily Mae</b>	<b>Bella Mae</b>
<b>Buddy</b>	<b>Leo</b>	<b>Zeus</b>	<b>Blue</b>	<b>Bruce</b>	<b>Chase</b>
<b>Stella</b>	<b>Gracie</b>	<b>Emma</b>	<b>Lola Belle</b>	<b>Phoebe</b>	<b>Macy</b>
<b>Rocky</b>	<b>Finn</b>	<b>Tucker</b>	<b>Archie</b>	<b>Hank the Tank</b>	<b>Shadow</b>
<b>Sophie</b>	<b>Ellie</b>	<b>Daisy Mae</b>	<b>Cleo</b>	<b>Ruby Tuesday</b>	<b>Bonnie</b>
<b>Toby</b>	<b>Gus</b>	<b>Apollo</b>	<b>Maverick</b>	<b>Jake</b>	<b>Cash</b>
<b>Chloe</b>	<b>Abby</b>	<b>Harper</b>	<b>Gigi</b>	<b>Millie</b>	<b>Zoey</b>
<b>Jack</b>	<b>Louie</b>	<b>George</b>	<b>Marley</b>	<b>Boomer</b>	<b>Brody</b>
<b>Maggie</b>	<b>Ginger</b>	<b>Princess</b>	<b>Harriet</b>	<b>Rosie Belle</b>	<b>Ellie Mae</b>

PERSONALITY

- Playful
- Affectionate
- Curious
- Independent
- Protective
- Intelligent
- \_\_\_\_\_

M  
Y  
  
D  
O  
G  
S  
  
N  
A  
M  
E

NAME SHORTLIST

---

---

---

---

---

---

---

---

**My Pet's Name**

---

---

---



PHOTO OF  
YOUR PET

# CHOOSING A NAME FOR YOUR NEW PET

Bringing a pet home for the first time is an exciting and transformative experience, both for the pet and the new owner. The first 24 hours are crucial in setting the tone for your relationship and the pet's adjustment to its new environment. During these initial hours, your new companion may feel a mix of curiosity, excitement, and anxiety as it navigates its unfamiliar surroundings. It's a time of significant transition, as pets need to acclimate to entirely new sights, sounds, and smells.

In these first 24 hours, it's important to provide a safe and welcoming space for your pet. Start by introducing them to their designated area, which should include a comfortable bed, food and water bowls. A crate lined with a soft blanket can offer a sense of security. Keep the environment calm and quiet to avoid overwhelming them; loud noises and too many new people can be stressful. It's also essential to establish a routine right away — show them where their food and water are, take them to their bathroom spot (especially for puppies), and start setting a schedule for meals, potty breaks, and playtime.



# CHOOSING A NAME FOR YOUR NEW PET

Patience is key during these first hours. Allow your pet to explore at its own pace and show them gentle, reassuring affection. For more anxious pets, it may be helpful to sit quietly in their space, allowing them to approach you when they feel comfortable. If there are other pets in the home, introductions should be gradual and closely supervised. Additionally, for the pet's safety and to prevent any escape attempts, ensure that your home is pet-proofed, with hazardous items out of reach and

escape routes secured.

Above all, remember that every pet is unique. Some may adjust quickly and confidently, while others need more time to feel at ease. These first 24 hours lay the foundation for your bond and are the beginning of a journey filled with companionship, love, and mutual understanding. With care, empathy, and attention, you can make your new pet's transition into your home as smooth and comfortable as possible.





# THE FIRST 24 HOURS

Bringing a pet home for the first time is an exciting and transformative experience, both for the pet and the new owner. The first 24 hours are crucial in setting the tone for your relationship and the pet's adjustment to its new environment. During these initial hours, your new companion may feel a mix of curiosity, excitement, and anxiety as it navigates its unfamiliar surroundings. It's a time of significant transition, as pets need to acclimate to entirely new sights, sounds, and smells.


In these first 24 hours, it's important to provide a safe and welcoming space for your pet. Start by introducing them to their designated area, which should include a comfortable bed, food and water bowls. A crate lined with a soft blanket can offer a sense of security. Keep the environment calm and quiet to avoid overwhelming them; loud noises and too many new people can be stressful. It's also essential to establish a routine right away — show them where their food and water are, take them to their bathroom spot (especially for puppies), and start setting a schedule for meals, potty breaks, and playtime.



# THE FIRST 24 HOURS



Patience is key during these first hours. Allow your pet to explore at its own pace and show them gentle, reassuring affection. For more anxious pets, it may be helpful to sit quietly in their space, allowing them to approach you when they feel comfortable. If there are other pets in the home, introductions should be gradual and closely supervised. Additionally, for the pet's safety and to prevent any escape attempts, ensure that your home is pet-proofed, with hazardous items out of reach and escape routes secured.

Above all, remember that every pet is unique. Some may adjust quickly and confidently, while others need more time to feel at ease. These first 24 hours lay the foundation for your bond and are the beginning of a journey filled with companionship, love, and mutual understanding. With care, empathy, and attention, you can make your new pet's transition into your home as smooth and comfortable as possible.




# UNDERSTANDING YOUR PET'S PERSONALITY

Each pet's personality is unique, and they may display a mix of these traits or others not listed. Understanding and respecting these traits can help in providing the best care and environment for your pet.




## PLAYFUL

Playful pets are full of energy and enthusiasm. They often enjoy interactive games, love to play with toys, and are generally active. This trait is particularly common in young animals and certain breeds known for their high energy levels.



## AFFECTIONATE


An affectionate pet loves cuddles, pets, and close contact with their owners. They may seek out lap time, enjoy being held, or simply like to be in close proximity to their human family members. These pets often form very strong bonds with their owners.



## CURIOUS

Curious pets are natural explorers, always eager to investigate their surroundings. They're often fascinated by new objects, sounds, and activities, showing a keen interest in everything around them. This trait leads them to discover and engage with their environment in unique ways. These pets are constantly on a quest for new experiences.

# UNDERSTANDING YOUR PET'S PERSONALITY




## INDEPENDENT

Independent pets are often content to spend time alone. They don't require constant attention and can entertain themselves. Cats are typically known for this trait, but it can be found in dogs and other pets as well.



## PROTECTIVE

Protective pets are often very loyal and may show a strong instinct to guard their home or family. This trait is common in guard dog breeds but can be found in other pets too. They tend to be alert and responsive to new people or situations.




## INTELLIGENT

Intelligent pets are quick to learn and can be very responsive to training. They often excel in learning tricks, solving problems, and may require mental stimulation to stay happy and healthy. This trait is a hallmark of breeds like Border Collies, Poodles.



## TIMID/SHY

Some pets are naturally timid or shy, especially around new people or in new environments. They may take longer to warm up to new situations and may prefer quiet and predictable surroundings. Gentle, patient socialization can help timid pets become more confident.



# HERE ARE SIX ACTIVITIES DESIGNED TO HELP STRENGTHEN YOUR BOND

---

## REGULAR PLAYTIME

Engaging in play is one of the most effective ways to bond with your new pet. Whether it's tossing a ball for a dog, playtime stimulates your pet mentally and physically. It also helps your pet to associate you with positive, enjoyable experiences. This activity is essential not only for bonding but also for your pet's overall wellbeing, helping to keep them active and entertained.



---

## TRAINING SESSIONS

Training your pet, especially with positive reinforcement techniques, can significantly enhance your bond. For a dog, this might mean basic obedience training like 'sit', 'stay', or 'come'. For other pets, it could involve simple tricks or litter training. Training sessions based on rewards and praise create a trust-based relationship, where your pet sees you as a source of guidance and treats. Remember to keep these sessions short, fun, and consistent.



---

## GROOMING

Regular grooming sessions are more than just about keeping your pet looking good; they're also a wonderful way to bond. Many animals enjoy being gently brushed or combed, and it's also a great time for you to check for any lumps, bumps, or changes in their coat or skin. For pets like dogs, grooming can be a soothing experience, and it's another opportunity for you to show your care and affection.



# HERE ARE SIX ACTIVITIES DESIGNED TO HELP STRENGTHEN YOUR BOND

---

## QUIET TIME TOGETHER

Simply spending quiet time in each other's company can be a very effective bonding activity. This might involve sitting together while you read a book or watch TV, allowing your pet to sit on your lap or beside you. These calm moments can be especially beneficial for shy or nervous pets, helping them to feel safe and secure in your presence.



## FEEDING BY HAND

Hand-feeding your pet, especially during the early days, can establish a strong emotional connection. For pets like dogs, offering treats or portions of their meal by hand can help them build trust in you. It also reinforces your role as their caregiver and can be particularly useful in building trust with cautious or rescue animals.



## INTERACTIVE GAMES AND TOYS

Using interactive toys or games can greatly enhance your bonding time. Puzzle toys that dispense treats, toys that encourage mutual play, or even DIY games like hide-and-seek with treats can stimulate your pet's mind and strengthen the bond between you. These activities not only keep your pet mentally sharp but also build a deeper connection through shared fun and learning.



# PUPPY VACCINATION SCHEDULE

## 6 - 8 WEEKS

DHPP

OPTIONAL: Bordetella

## 10 - 12 WEEKS

DHPP

OPTIONAL: Lyme , Leptospirosis &  
Canine Influenza

## 14 - 16 WEEKS

DHPP & Rabies

OPTIONAL: Lyme , Leptospirosis &  
Canine Influenza

## ANNUAL

DHPP & Rabies

OPTIONAL: Bordetella, Lyme ,  
Leptospirosis, & Canine Influenza

# FEEDING CHART

<b>PUPPY AGE</b>	<b>HOW OFTEN YOU SHOULD FEED YOUR PUPPY PER DAY</b>	<b>FEEDING INTERVAL</b>
8 - 10 weeks	5 TIMES	3 HOURS
10 - 12 weeks	4 TIMES	4 HOURS
12 weeks - 5 months	3 TIMES	5 HOURS
6 months +	2 TIMES	8-10 HOURS



# PUPPY TEETHING TIMELINE

3 - 4 weeks	First teeth grow in
8 weeks	All baby teeth are generally present
4 - 5 months	Baby teeth begin falling out
5 - 7 months	Adult teeth start to grow in
6 months	Book veterinary check for any necessary teeth corrections before all permanent teeth grow in
7 months	Puppy should have all 42 teeth First teeth grow in

